



RAYEX ELEC.

RMA SERIES

FEATURES

- 5A,10A switching capabilities.
- Subminiature,standard PC layout.
- Sealed&Unsealed types available.



ORDERING INFORMATION

RMA — 12 S

1 2 3 4

1. Type
2. Nil: 1 Form C
1A: 1 Form A
- 3.Coil Nominal Voltage.
- 4.Nil:0.45W
S:0.2W

CONTACT RATING

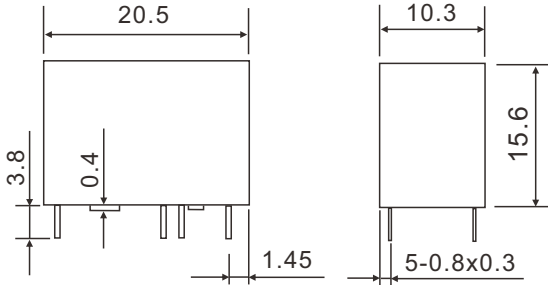
1 Form A(1PST)	Resistive (Cos.θ = 1)	0.45W	AC 125V AC 250 V / DC 30V	10A
	Resistive (Cos.θ = 1)	0.2W		5A
1 Form C(1PDT)	Resistive (Cos.θ = 1)	0.45W	AC 250 V / DC 30V	5A

COIL DATA(0.45W,0.2W at 25°C)

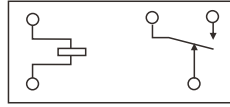
Coil Nominal Voltage (VDC)	Resistance Tol.±10% (Ohms)		Nominal Current (mA)		Maximum Pick Up Voltage (V)	Minimum Drop Out Voltage (V)
	0.45W	0.2W	0.45W	0.2W		
5	55	125	91	40	3.75	0.5
12	320	720	37.5	16.7	9.0	1.2
24	1280	2880	18.8	8.6	18.0	2.4

DIMENSIONS(±0.2mm)

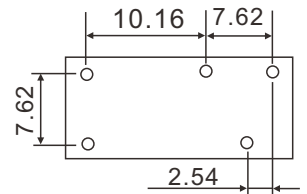
1C



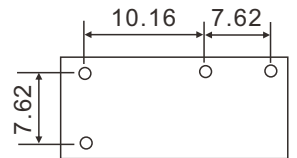
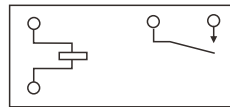
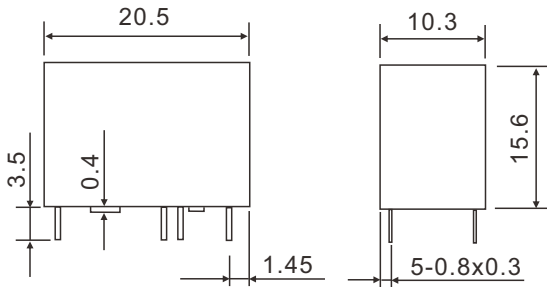
WIRING DIAGRAM
(BOTTOM VIEW)



P.C.B LAYOUT
(BOTTOM VIEW)



1A



GENERAL DATA

Insulation Resistance	1000 MΩ Min. (DC 500V)
Dielectric Strength	1000 VAC, 50/60Hz between contact.
	4000 VAC, 50/60Hz between all elements.
Contact Material	Ag alloy
Contact Resistance	100 milliohms max. (initial value)
Shock Resistance	Malfunction: 30g ; Destructive: 100G(6ms)
Vibration Resistance	Malfunction: 10 to 55 Hz. at Double Amplitude of 1.5 mm
	Destructive: 10 to 55 Hz. at Double Amplitude of 1.5 mm
Operation Time	8 ms max.
Release Time	5 ms max.
Temperature Range	- 40°C ~ + 85°C
Expected Life	With operation rate 30/min.
	Mechanical - 10,000,000 operations min.
	Electrical - 100,000 operations min. at rated load.
Weight	7 grams